



# **Expertise Support to National Law University, Delhi (NLUD), for Capacity Building Programme on OER**

**REF: 22-ED1-162**

**Commonwealth Educational Media Centre for Asia (CEMCA)**

## **Final Report**

**Shironica P. Karunanayaka**

7<sup>th</sup> September 2021



## **ACKNOWLEDGEMENTS**

- Prof. Srikrishna Deva Rao, Vice-Chancellor, National Law University, Delhi
- Dr. Madhu Parhar, Director/CEMCA
- Dr. Manas R. Panigrahi, Senior Programme Officer/ CEMCA
- Dr. Yogesh Pai, Assistant Professor (Law), NLUD (faculty coordinator for the workshop)
- Administrative and Academic Participants of NLUD
- Administrative and Support staff of CEMCA

## **Abbreviations & Acronyms**

CEMCA - Commonwealth Educational Media Centre for Asia

NLUD - National Law University Delhi

OER - Open Educational Resources

OEP - Open Educational Practices

CC Licenses - Creative Commons Licenses

5Rs - Retain, Reuse, Revise, Remix and Re-distribute

LMS - Learning Management System

## CONTENTS

Acknowledgements

Abbreviations & Acronyms

- 1.0 Introduction
- 1.1 Background
- 1.2 Key Objective and Expected Outcomes
- 2.0 Methodology
- 2.1 Planned Tasks
- 2.2 Preparatory Activities
- 3.0 Synchronous Online Workshops
- 3.1 Day 1 of the Workshop
- 3.2 Day 2 of the Workshop
- 3.3 Day 3 of the Workshop
- 4.0 Asynchronous Support through the LMS
- 5.0 Outcomes and Outputs
- 6.0 Reflection

Appendices

- Appendix 1 – Consultant's TOR
- Appendix 2 – Online Workshop Programme Schedule
- Appendices 3a-3c – Detailed Programme Schedules – Workshop Days 1, 2 & 3
- Appendices 4a-4b – Learning Management System (LMS) of NLUD
- Appendices 5a-5e - Course Structure Details in the LMS of NLUD
- Appendix 6 – Workshop Activities in the PADLET
- Appendices 7a-7c – Presentation Slides - Workshop Days 1, 2 & 3
- Appendices 8a-8c – Workshop Photographs – Workshop Days 1, 2 & 3
- Appendix 9 – List of Participants at the Workshops

## 1.0 INTRODUCTION

### 1.1 Background

The concept of Open Educational Resources (OER) plays a significant role in expanding opportunities to access quality education by all. The 2030 Agenda for Sustainable Development emphasize “Education for All” as a basic notion as SDG4, to ‘ensure inclusive and equitable quality education and promote lifelong learning opportunities for all’ (UNESCO, 2015). OER are, ‘teaching, learning and research materials in any medium, digital or otherwise, that reside in the public domain or have been released under an open license that permits no-cost access, use, adaptation and redistribution by others with no or limited restrictions’ (UNESCO, 2019). Thus, OER enable extremely efficient and affordable sharing of educational resources freely, openly, and equitably, and thus contribute to achieving SDG4.

The Paris OER Declaration (2012) recommends States to foster awareness and promote use of OER, in order to facilitate numerous advantages such as reducing barriers and widening access to education at all levels, improve cost efficiency in teaching and learning, encourage teachers to produce and share high quality educational resources, and enhancing quality of teaching and learning. The UNESCO Recommendation on OER (2019) supports the creation, use and adaptation of inclusive and quality OER, and outlines several areas of action, including building the capacity of stakeholders to create, access, re-use, adapt and redistribute OER. Providing capacity development opportunities for educators to meaningfully engage in the adoption of OER through a strategic approach will support enacting changes in professional practices in the use, creation, and sharing of resources (Karunanayaka & Naidu, 2018; 2014).

The Supreme Court of India in Unni Krishnan (1993) recognized the ‘right to education’ as being implicit within Article 21 (protection of life and personal liberty) of the Indian constitution. Through the 86th constitutional amendment in 2002, Article 21A was inserted to include ‘right to education’ as a fundamental right. As a commitment to support the national priority for achieving the SDGs by 2030, HEIs including Law Universities are encouraged to create and share their educational resources openly as well as use OER for reducing the cost of producing quality materials (The WIRE, 2016).

The primary objective of NLU Delhi University (NLUD) is to evolve and impart comprehensive and interdisciplinary legal education that is socially relevant, aiming to promote legal and ethical values and foster the rule of law and the objectives enshrined in the Constitution of India. Furthermore, the University works toward dissemination of legal knowledge and its role in national development, so that the ability to analyse and present contemporary issues of public concern and their legal implications for the benefit of the public is improved. These processes strive to promote legal awareness in the community and to achieve political, social, and economic justice (NLUD Home page, 2015).

Having identified the significance of raising awareness of staff on OER at institutional level, a capacity building programme was initiated by NLUD with the support of Commonwealth Educational Media Centre for Asia (CEMCA). I was invited and engaged by CEMCA, to provide expertise support by conducting a capacity building programme on OER. for NLUD. This final report is submitted after completion of all the tasks as scheduled in the TOR (See Appendix 1).

## **1.2 Key Objective and Specific Objectives**

The key objective of the activity was to conduct an online programme which will lead to raising awareness among faculty of NLUD on the concept of OER, leading to provide direction in the use of OER to increase access to resources and support quality teaching and learning in their education system.

Specific objectives were as follows:

At the end of the programme, the participants should be able to:

- Describe the journey from Open Access to Open Educational Resources
- Identify OER using creative common licenses
- Search and use OER for teaching and learning
- Create OER using OER through revise, remix method
- Complete COL's 2hrs MOOC on OER and earn a Certificate

## **2.0 METHODOLOGY**

### **2.1 Planned Tasks**

The specific tasks planned and scheduled were as follows:

- Finalise draft concept note prepared by CEMCA and prepare workshop schedule
- Conduct Seven-day online capacity building workshop (3day synchronous and 7day asynchronous) on OER for National Law University, New Delhi on 25-31 August 2021 as per the following: Synchronous: on August 25, 2021, August 27, 2021, and August 31, 2021 from 9:30am to 11:30am through CEMCA ZOOM; and Asynchronous: from 25-31 August 2021 through WhatsApp or any LMS;
- Prepare day wise activities for the participants and arrange materials/resources on OER for participants to engage asynchronously during the workshop period;
- Submit a comprehensive report to CEMCA describing the entire process of OER capacity building programme.

## 2.2 Preparatory Activities

Initially, the vision and mission of the NLUD and relevant background information were studied by me to understand the scope of NLUD and the specific training requirements (see <<https://nludelhi.ac.in/home.aspx>>), as preparatory activities for the programme. Next, the draft concept note prepared by CEMCA was finalized and a workshop schedule was prepared for the three-day online synchronous workshop and shared with CEMCA and NLUD (see Appendix 2). Further, I developed detailed programme schedules for each of the three days of the workshop (see Appendices 3a-3c). In addition, I identified and compiled a list of resource materials to be used at the online synchronous workshop and also developed four PowerPoint presentations focusing on the identified topics (see Appendices 7a-7c).

As a requirement for the asynchronous facilitation, it was decided to use the Learning LMS of NLUD, TCSiON Learning Platform (see Appendix 4a). Having discussed with CEMCA and NLUD, a help document of TCSiON LMS was provided for me to get familiarized with this LMS (see Appendix 4b), and a short demonstration of it was organized by Dr. Yogesh Pai, NLUD, faculty coordinator for the workshop which was conducted on 21 August 2021 from 4.00pm-5.00pm, by Mr. Nitin Kalra and Mr. Mukesh Sharma of Tata Consultancy Services.

A course titled “CEMCA\_NLU\_OER Capacity Building Programme August 2021” has been created in the LMS (see Appendix 5a) and NLUD has uploaded 45 participants including me as the teacher of this course (see Appendix 5b). Prior to the workshop, I structured the course in the LMS, and uploaded the detailed **Curriculum** (see Appendix 5c), **Content** including a variety of resources (see Appendix 5d) and **Activities** including a pre-workshop activity, and follow-up activities (see Appendix 5e).

## 3.0 SYNCHRONOUS ONLINE WORKSHOPS

A three-day online workshop was conducted on 25<sup>th</sup>, 27<sup>th</sup> and 31<sup>st</sup> August 2021 from 9.30 a.m. till 11.30 a.m. (Sri Lanka and India Standard Time), via ZOOM, to provide synchronous support to develop capacity of NLUD staff (see Appendix 2).

### 3.1 Day 1 of the Workshop

Day 1 of the online workshop was held on 25<sup>th</sup> August 2021 from 9.30 a.m. till 11.30 a.m. (see the detailed programme schedule in Appendix 3a and workshop photographs in Appendix 8a).

#### (a) Introductory Session: Welcome

Initially, an Introductory Session was held to welcome the participants and introduce the capacity-building programme. Dr. Manas R. Panigrahi, Senior Programme Officer/ CEMCA presented a brief introduction to the programme, its goal and objectives, and the organization of its delivery via both synchronous and asynchronous modes during the period of 25-31 August

2021. Prof. Madhu Parhar, Director/CEMCA, welcomed all participants and explained about the background to this initiative, and about the collaboration between CEMCA and NLUD. She also introduced the workshop facilitator to the participants. Prof. Srikrishna Deva Rao, Vice-Chancellor, NLUD, addressed the participants, explaining about NLUD and its initiatives, as well as emphasizing the significance of this activity to the University. A short introduction was made by me as the workshop facilitator, describing the scheduled work plan of the three-day synchronous workshop, and activities organized in the LMS for asynchronous facilitation.

After the Introductory session, the interactive workshop sessions continued as scheduled, with the specific activities described below, under each topic.

### **(b) Session: Understanding OER**

The purpose of this session was to raise awareness and initiate a discussion among the participants on the concepts of “Openness in Education” and “Open Educational Resources”

As a pre-requisite, I had requested the participants to engage in the following pre-session activities in the LMS:

1. Watch the video, *Why Open Education Matters*” (Video 2:13) <https://vimeo.com/43401199>
2. Attempt the Copyright-taster QUIZ: <https://course.oeru.org/oerdsc/copyright-and-licensing/copyright/introduction/>
3. "Openness in Education" What does it mean to you? Share your ideas in the PADLET. (Link provided)

However, since only one participant had shared ideas in the padlet prior to the workshop, they were requested to brainstorm and share their ideas verbally, as well as to share in the padlet (see Appendix 6).

Next, a presentation on *“From Open Access (OA) to Open Educational Resources (OER)”* (see Appendix 7a) was made to introduce the concept of OER with an emphasis on the underlying value principles in relation to openness in education, free and open access to knowledge, and sharing of knowledge. These notions were discussed referring to UNESCO definitions on OER (2002; 2019), Cape Town Open Education Declaration (2007), Paris OER Declaration (2012), and UNESCO Recommendations on OER (2019). The video *“A Shared Culture”* < <https://www.youtube.com/watch?v=KOfpLUBOc>> was used to activate thinking and initiate an open discussion among the participants on the significance of the concept of OER.

### **(c) Session: Copyrights and Open Licenses**

A presentation was made on *“Creative Commons Licenses and 5Rs of OER”* (see Appendix 7b), introducing the different types of Creative Commons licenses and their specific permissions



enabling the 5Rs of OER -Retain; Reuse, Revise, Remix and Redistribute. Several resources were used to support the discussion on CC licenses, including the video “Creative Commons Kivi” <<https://creativecommons.org/about/videos/creative-commons-kiwi/>>.

Participants engaged in an activity to search and find different media types of OER with CC licenses and shared the identified OER in the padlet (see Appendix 6).

#### **(d) Summary Session: Day 1**

Day 1 concluded with summarizing the key aspects discussed and providing direction to the participants on preparation for the specific activities scheduled for Day 2 of the workshop. They were informed of the follow-up activities to engage during 25-26 August, as indicated below:

- Search and find at least 5 OER appropriate to be used in a course you are teaching, and share them in the LMS, with a brief description about the OERs, and their CC licenses. Provide the weblinks (URL) of the OER.
- Resources:  
Searching for OER <https://creativecommons.org/about/program-areas/education-oer/education-oer-resources/>  
GOOGLE Advanced Search [https://www.google.com/advanced\\_search](https://www.google.com/advanced_search)  
CC Search <https://search.creativecommons.org/>  
Finding Images <https://www.flickr.com/creativecommons>  
Finding Videos <https://vimeo.com/creativecommons>

The follow-up activity and the relevant resources to support the activity were included in the LMS (see Appendix 5e).

### **3.2 Day 2 of the Workshop**

Day 2 of the online workshop was held on 27<sup>th</sup> August 2021 from 9.30 a.m.- 11.30 a.m. (see the detailed programme schedule in Appendix 3b and workshop photographs in Appendix 8b).

#### **(a) Recap Session**

Prof. Madhu Parhar, made the welcoming remarks, and Dr. Manas Panigrahi made introductory remarks for Workshop Day 2. Next, a brief re-cap session was held with the participants, reflecting on Workshop-Day 1 and the follow-up activities. -A short video on “Creative Commons Licenses” <<https://youtu.be/dPZTh2NKTm4> > was used to activate the participants and remind them of the CC licenses. An emphasis was made on the 5Rs, and how to identify OER with specific CC licenses. Further, the organization of the LMS was explained to the participants, demonstrating the syllabus, content (resources), activities and the discussions.

## **(b) Session: Creative Commons Licenses and Remixing index**

A presentation was made on “*Creative Commons Licenses and Remixing index*” (see Appendix 7c), with a key focus on revising and re-mixing OER, based on their specific CC licenses. An open discussion was held with the participants on the significance of Creative Commons Licenses to engage in 5R activities, with the support of several resources indicated below:

Creating OER and Combining Licenses <https://www.youtube.com/watch?v=Hkz4q2yuQU8&t>  
[https://wiki.creativecommons.org/wiki/Wiki/cc\\_license\\_compatibility](https://wiki.creativecommons.org/wiki/Wiki/cc_license_compatibility)  
<https://creativecommons.org/share-your-work/licensing-considerations/compatible-licenses/>

Participants engaged in the following activity in small groups in Zoom breakout rooms, and shared the remixed OER in the padlet (see Appendix 6).

- Search and find 2-3 appropriate OER which you can re-purpose to be used in a lesson.
- Check the compatibility of their licenses for re-mixing.
- Create a new OER by revising/remixing the selected OER, giving proper attribution.
- Publish the newly created OER with the appropriate CC license.

## **(c) Summary Session: Day 2**

Day 2 was concluded with summarizing the key aspects discussed and providing direction to the participants on preparation for the specific activities scheduled for Day 3 of the workshop. They were informed of the follow-up activity to engage during 27-31 August, as indicated below

- Complete the following online course (2 hours) and earn a Certificate.  
Understanding Open Educational Resources - (Commonwealth of Learning)  
<https://learnoer.col.org/>

The follow-up activity was included in the LMS (see Appendix 5e).

## **3.3 Day 3 of the Workshop**

Day 3 of the online workshop was held on 31<sup>st</sup> August 2021 from 9.30 a.m.- 11.30 a.m. (see the detailed programme schedule in Appendix 3c and workshop photographs in Appendix 8c).

### **(a) Recap Session**

After the welcoming remarks, and introductory remarks for Workshop Day 3, a brief re-cap session was held with the participants, reflecting on Workshop-Day 2. An open discussion: was

conducted with the participants sharing their experiences in searching, revising, remixing and creating OER, and appropriately attributing OER. Further, a discussion on Collecting vs. Curating OER was held, with the support of relevant resources.

### **(b) Session: Integrating OER for Content Development and Quality Assurance of OER**

A presentation was made on “*Integrating OER in Educational Practice*” (see Appendix 7d).

A discussion was held, focusing on the following:

- Adopting OER - based on the OER Adoption Pyramid (Cox & Trotter, 2017) <https://doi.org/10.5944/openpraxis.9.2.571>
- OER Practice to Culture in an Institution – based on Framework (Abeywardena, 2018) <https://iabeywardena.com/2018/03/05/oer-from-practice-to-culture/>
- Quality Assurance of OER – based on TIPS Framework (COL) [http://dspace.col.org/bitstream/handle/11599/562/TIPSFramework\\_Version%20%5B1%5D%20Copy.pdf?sequence=1&isAllowed=y](http://dspace.col.org/bitstream/handle/11599/562/TIPSFramework_Version%20%5B1%5D%20Copy.pdf?sequence=1&isAllowed=y)

Participants engaged in an activity to identify a few quality OER relevant to their teaching, after evaluating those OER, share in the padlet (see Appendix 6), and present them with justification about their quality. Even though it was originally planned to have small groups working in Zoom breakout rooms, due to the very small number of participants (4) in Day 3, each member engaged in the activity presented individually.

I shared with the participants some initiatives of the Open University of Sr Lanka (OUSL) on integrating OER in educational practice and moving towards open educational practices:

- OUSL OER POLICY <https://www.ou.ac.lk/open-educational-resources-oer-policy/>
- OUSL-OER REPOSITORY <https://www.ou.ac.lk/open-educational-resources/>
- OEPGateway@OUSL <https://oepousl.wordpress.com/>

### **(c) Summary Session: Day 3**

Day 3 was concluded with summarizing the key aspects discussed and providing future directions. The participants were requested to engage in the follow-up activity stated below.

1. Search, evaluate and identify appropriate OER which you can reuse/re-purpose to be used in your teaching, or create your own OER
2. Curate OER under different subject categories.
3. Work towards creating an Institutional OER Repository!

### **(c) Concluding Session**

At the concluding session of the workshop, Prof. Madhu Parhar made the closing remarks and suggestions for way forward. The participants shared their feedback and comments on the

experiences gained, and future plans. After discussion, the NLUD agreed to upload the workshop recordings to the LMS for the benefit of the staff who could not participate, and keep the LMS open until 10<sup>th</sup> September 2021, for the participants to access the resources and engage in the activities.

#### **4.0 ASYNCHRONOUS ONLINE SUPPORT**

Asynchronous online support was provided to the NLUD staff from 25-31 August 2021 through the LMS of NLUD, TCSiON Learning Platform (see Appendix 4a).

I structured the course titled “CEMCA\_NLU\_OER Capacity Building Programme August 2021” in the LMS (see Appendix 5a) and uploaded the detailed Curriculum (see Appendix 5c), Content including a variety of resources (see Appendix 5d) and Activities including a pre-workshop activity, and follow-up activities (see Appendix 5e).

I have shared all the PowerPoint Presentations created and used by me for the workshop (with CC BY-SA license), and other weblinks to relevant resources (all OER). I have also made notices in the discussion forum, and daily logged in to monitor activities and checked for any queries/comments. However, it was noted that the LMS usage by the participants was extremely limited.

#### **5.0 OUTCOMES & OUTPUTS**

The initiative to build capacity of NLUD staff on OER had resulted in the following outcomes:

- Enhanced awareness among the participants about the concept of ‘Openness’, OER, 5Rs, Creative Commons Licenses, Searching and identifying OER, Remixing and creation of OER, Attributing OER, Quality Assurance of OER, Curation of OER and Integration of OER in content development
- Generation of productive ideas in relation to the adoption of OER
- Activation of individual and collaborative work towards the adoption of OER
- Awareness raised among the participants on using the LMS

The key output of this initiative is an organized course on OER in the NLUD LMS with supportive materials including a collection of resources and the recorded videos

#### **6.0 REFLECTION**

The opportunity provided by CEMCA for me to engage in an awareness-raising and capacity building initiative for staff at NLUD was an enjoyable experience. It was somewhat disappointing to note the limited participation of staff in the synchronous workshops in days 2 and 3, and the minimal asynchronous participation in the LMS. However, the motivation of the few active participants was encouraging, and I hope they will become ‘change-agents’ in the

institution. Despite various challenges, I do hope that this important initiative would be productively continued at NLUD in the near future. Thank you!

## REFERENCES

- Cape Town Open Education Declaration (2007). *Cape Town open education declaration: Unlocking the promise of open educational resources*.  
<http://www.capetowndeclaration.org/read-the-declaration>
- Creative Commons (2017). About the Licenses <https://creativecommons.org/licenses/>
- Karunanayaka, S. & Naidu, S. (Eds.) (2014). *Integrating OER in Educational Practice: Practitioner Stories*. The Open University of Sri Lanka.  
<http://www.ou.ac.lk/home/images/OU SL/publications/intergratingOERinEducationalPractice.pdf>
- Karunanayaka, S. P., & Naidu, S. (2018) Designing Capacity Building of Educators in Open Educational Resources Integration Leads to Transformational Change. *Distance Education*. 39(1), 87-109, <http://dx.doi.org/10.1080/01587919.2017.1413933>
- National Law university, Delhi, Home Page (2016). <https://nludelhi.ac.in/ab-vision.aspx>
- The WIRE (2016). <https://thewire.in/education/open-educational-resources-is-the-best-way-for-india-to-have-inclusive-education>
- UNESCO (2015). *Sustainable Development Goal 4*. <https://sdg4education2030.org/the-goal>
- UNESCO (2019). *UNESCO OER Recommendations*. [http://portal.unesco.org/en/ev.php-URL\\_ID=49556&URL\\_DO=DO\\_TOPIC&URL\\_SECTION=201.html](http://portal.unesco.org/en/ev.php-URL_ID=49556&URL_DO=DO_TOPIC&URL_SECTION=201.html)

**Consultant's TOR****1.0 Statement of Work**

1.1.1. Understand the National Law University, Delhi and its scope including vision and mission for OER training;

1.1.2. Finalise draft concept note prepared by CEMCA and prepare workshop schedule in consultation with Dr. Manas Ranjan Panigrahi, Senior Programme Officer Education, CEMCA by August 20, 2021;

1.1.3. Conduct Seven-day online capacity building workshop (3day synchronous and 7day asynchronous) on OER for National Law University, New Delhi on 25-31 August 2021 as per the following:

a. Synchronous: on August 25, 2021, August 27, 2021 and August 31, 2021 from 9:30am to 11:30am through CEMCA ZOOM,

b. Asynchronous: from 25-31 August 2021 through WhatsApp or any LMS;

1.1.4. Prepare day wise activities for the participants and arrange materials/resources on OER for participants to engage asynchronously during the workshop period;

**2.0**

2.1.1. Submit a comprehensive report to CEMCA describing the entire process of OER capacity building programme along with list of participants and feedback by September 07, 2021.

**5.0 Deliverables and Timeframe**

5.1. The Consultant shall begin the consultancy by 15/08/2021 and complete the work by 10/09/2021. The work is quantified as 12 full-time equivalent (FTE) days (Designing of Workshop and materials: 3 days, Workshop: 7 days, and Report writing: 2 days), with the following specific deliverables and timeline:

5.1.1. Finalise draft concept note prepared by CEMCA and prepare workshop schedule in consultation with Dr. Manas Ranjan Panigrahi, Senior Programme Officer Education, CEMCA by August 20, 2021;

5.1.2. Conduct Seven-day online capacity building workshop (3day synchronous and 7day asynchronous) on OER for National Law University, New Delhi on 25-31 August 2021 as per the following:

a. Synchronous: on August 25, 2021, August 27, 2021 and August 31, 2021 from 9:30am to 11:30am through CEMCA ZOOM,

b. Asynchronous: from 25-31 August 2021 through WhatsApp or any LMS;

5.1.3. Prepare day wise activities for the participants and arrange materials/resources on OER for participants to engage asynchronously during the workshop period;

5.1.4. Submit a comprehensive report to CEMCA describing the entire process of OER capacity building programme along with list of participants and feedback by September 07, 2021.

## Programme Schedule



## Adoption of Open Educational Resources (OER) in National Law University Delhi: A Capacity Building Programme



**Organised by**  
**Commonwealth Educational Media Centre for Asia (CEMCA), New Delhi**  
**and National Law University, Delhi (NLU)**

### Introduction

The Supreme Court of India in *Unni Krishnan* (1993) recognised the ‘right to education’ as being implicit within Article 21 (protection of life and personal liberty) of the Indian constitution. Through the 86th constitutional amendment in 2002, Article 21A was inserted to include ‘right to education’ as a fundamental right. In a country where at least 29% of the population falls below the poverty line, national education policy should involve efforts to reduce the cost of education (<https://thewire.in/education/open-educational-resources-is-the-best-way-for-india-to-have-inclusive-education>)

As a commitment to support the national priority for achieving the SDGs by 2030, HEIs including Law Universities should create and share its educational resources openly and use the OER for reducing the cost of producing quality materials and thereby serve the common citizens of the country at free or minimum cost.

### Objectives of the Workshop

The objective of the activity will be to conduct an online programme which will lead to the awareness regarding OER to faculty of NLU, to provide direction in the use of OER to increase access to and support quality teaching and learning in their education system.

Specific Objectives will be

- Describe the journey from Open Access to Open Educational Resources
- Identify OER using creative common licenses
- Search and use OER for teaching and learning
- Create OER using OER through revise, remix method
- Complete COL’s 2hrs MOOC on OER and earn a Certificate



**Date and Duration: 25-31 August 2021 (7 Days)****Resource Person:**

Prof. Shironica P. Karunanayaka, Professor in Educational Technology, The Open University of Sri Lanka, Nawala, Nugegoda, Sri Lanka.

**Participants:** Faculty members, IT staff, Library professionals, Online staff, Senior Managements, Leaderships, etc.

**Online Facilitation:**

**Synchronous:** on August 25, 2021, August 27, 2021 and August 31, 2021 from 9:30am to 11:30am through CEMCA ZOOM

**Asynchronous:** from 25-31 August 2021 through WhatsApp or any LMS.

**Programme Schedule**

Day 1: 25 August 2021				
No	India Time	Session	Activities	Outcome & Actions
1	9.30am -10.00am	Web Starting Welcome Address About Collaboration and Introduction: Goals and Objectives of the Workshop Address by VC/NLUD Introducing the Resource Person	Dr. Manas Ranjan Panigrahi, CEMCA (5min) NLU Delhi (5min) Prof. Madhu Parhar, Director, CEMCA (8min)  Prof. Srikrishna Deva Rao, VC-NLU Delhi (8min) Dr. Manas Ranjan Panigrahi, CEMCA (4min)	Participants joined web platform. Introduction.
2	10.00am- 10.30am	Introduction  Understanding OER	Introduction to the Workshop – by Prof. Shironica P. Karunanayaka Presentation - From Open Access to Open Educational Resources Open Discussion: Significance of the concept of OER	Understanding developed on the concepts.
3	10.30am - 11.30am	Copyrights and Open Licenses	Presentation –Creative Commons Licences and 5Rs of OER Group Activity: Identify OER using Creative Commons licenses *Follow-up Activities for 25-26 August (Materials provided in LMS)	Understanding developed on the concepts. Participants search and identify OER using different search engines and visiting various OER platforms and repositories

<b>Day 2: 27 August 2021</b>				
5	9.30am-9.40am	Recapitulation	Reflect on WS-Day 1 and the follow-up activities completed.	Refreshed on previous day contents
6	9.40am-10.30am	Creative Common Licenses and Remixing index	Group presentations on OER identified and peer feedback Open Discussion: Significance of Creative Commons Licenses to engage in 5R activities – Retain, Reuse, Revise, Remix, Redistribute	Understanding developed on the concepts.
7	10.30am-11.30am	Creative Common Licenses and Remixing index	Presentation – Creative Commons Licences & Remixing OER Group Activity: Create OER using OER through revising and remixing *Follow-up Activities for 27-30 August (Resources provided in LMS); Complete COL's 2hrs MOOC on OER and earn a Certificate	Participants revise, remix, and create content as OER
<b>Day 3: 31 August 2021</b>				
9	9.30am-9.40am	Recapitulation	Reflect on WS-Day 2 and the follow-up activities completed.	Refreshed on previous day contents
10	9.40am-10.30am	Searching, Creating, Curating OER. Attributing OER	Group presentations on OER created and peer feedback Open Discussion: Searching, creating, and curating OER; Attributing OER (Resources provided in LMS)	Understanding developed on the concepts. Participants attribute the created OER
11	10.30am-11.15am	Integrating OER for content development Quality Assurance of OER	Presentation - Integrating OER in educational practice Open Discussion: Quality assurance guidelines for OER - Introduce the TIPS Framework Concluding remarks.	Understanding developed on the concepts.
12	11.15am-11.30am	Closing and Way Forward	Dr. Manas Ranjan Panigrahi, CEMCA (2min) Feedback/Experience sharing of Participants (5min) Prof. Madhu Parhar, CEMCA (3min) NLU Delhi (5min)	Conclusion.

## Detailed Programme Schedule– Day 1

## Adoption of Open Educational Resources (OER) – CEMCA/NLU: Capacity Development Workshop - Detailed Programme Schedule - DAY 1

Day 1: 25 August 2021				
No	Time	Session	Detailed Activities	Resources
1.			Pre-Session Activities (in LMS) "Openness in Education" What does it mean to you? Share your ideas! (PADLET Link <a href="https://padlet.com/spkar/ehfk8brl686u74ah">https://padlet.com/spkar/ehfk8brl686u74ah</a> )	Why Open Education Matters (Video 2:13) <a href="https://vimeo.com/43401199">https://vimeo.com/43401199</a> Copyright-taster quiz <a href="https://course.oeru.org/oerdsc/copyright-and-licensing/copyright/introduction/">https://course.oeru.org/oerdsc/copyright-and-licensing/copyright/introduction/</a>
2	10.00am-10.30am	Introduction Understanding OER	Introduction to the Workshop Presentation - From Open Access (OA) to Open Educational Resources (OER) Open Discussion: Significance of the concept of OER	PPT: From OA to OER (20 slides) A Shared Culture (Video 3:20) <a href="https://www.youtube.com/watch?v=KOsfplUBOcs">https://www.youtube.com/watch?v=KOsfplUBOcs</a> <a href="https://en.unesco.org/themes/ict-education/oer">https://en.unesco.org/themes/ict-education/oer</a> <a href="https://en.unesco.org/themes/building-knowledge-societies/oer">https://en.unesco.org/themes/building-knowledge-societies/oer</a> OER Starter Kit (eBook) <a href="https://iastate.pressbooks.pub/oerstarterkit/">https://iastate.pressbooks.pub/oerstarterkit/</a>
3	10.30am-11.30am	Copyrights and Open Licenses	Presentation – Creative Commons Licences and 5Rs of OER Group Activity: Zoom Breakout Rooms - Identify 3 different media types of OER with CC licenses (30 mins) Share in PADLET Link <a href="https://padlet.com/spkar/ehfk8brl686u74ah">https://padlet.com/spkar/ehfk8brl686u74ah</a>	PPT: CC Licenses and 5Rs of OER (10 slides) Creative Commons Licenses <a href="https://youtu.be/dPZTh2NKTm4">https://youtu.be/dPZTh2NKTm4</a> (Video 1:23) <a href="https://creativecommons.org/licenses/">https://creativecommons.org/licenses/</a> (Webpage) <a href="https://creativecommons.org/about/cclicenses/">https://creativecommons.org/about/cclicenses/</a> (Webpage) <a href="https://creativecommons.org/about/videos/creative-commons-kiwi/">https://creativecommons.org/about/videos/creative-commons-kiwi/</a> (Video 5:32) 5Rs of OER <a href="https://nsufl.libguides.com/oer/5rs">https://nsufl.libguides.com/oer/5rs</a> <a href="https://courses.lumenlearning.com/pathways/chapter/reading-the-5rs-of-oer/">https://courses.lumenlearning.com/pathways/chapter/reading-the-5rs-of-oer/</a> <a href="https://s3-us-west-2.amazonaws.com/courses-images/wp-content/uploads/sites/3065/2018/06/23165027/5RsofOER_Infographic.pdf">https://s3-us-west-2.amazonaws.com/courses-images/wp-content/uploads/sites/3065/2018/06/23165027/5RsofOER_Infographic.pdf</a> Finding OER taster <a href="https://course.oeru.org/oerdsc/digital-skill-challenges/finding-oer/finding-oer-taster/">https://course.oeru.org/oerdsc/digital-skill-challenges/finding-oer/finding-oer-taster/</a> (Webpage) How and where to find OER (PPT) <a href="https://www.slideshare.net/ROER4D/how-and-where-to-find-open-educational-resoures-oer">https://www.slideshare.net/ROER4D/how-and-where-to-find-open-educational-resoures-oer</a> Searching OER Efficiently (Video 8:30) <a href="https://www.youtube.com/watch?v=kHJybBTiQKI&amp;t=16s">https://www.youtube.com/watch?v=kHJybBTiQKI&amp;t=16s</a> CC Search <a href="https://search.creativecommons.org/">https://search.creativecommons.org/</a> Finding Images <a href="https://www.flickr.com/creativecommons">https://www.flickr.com/creativecommons</a> Finding Videos <a href="https://vimeo.com/creativecommons">https://vimeo.com/creativecommons</a> Curated Collections <a href="https://www.oercommons.org/curated-collections">https://www.oercommons.org/curated-collections</a>

## Detailed Programme Schedule – Day 2

## Adoption of Open Educational Resources (OER) – CEMCA/NLU: Capacity Development Workshop - Detailed Programme Schedule - DAY 2

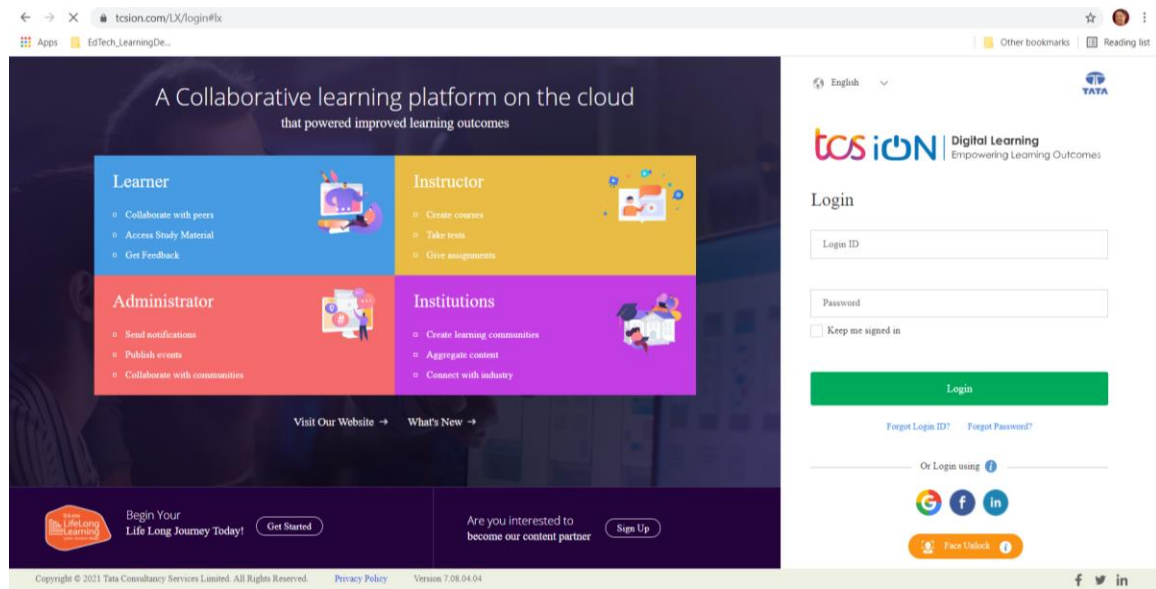
Day 2: 27 August 2021				
	Time	Session	Detailed Activities	Resources
1	9.30am-9.40am	Recapitulation	Reflect on WS-Day 1 and the follow-up activities completed.	- Creative Commons Licenses <a href="https://youtu.be/dPZTh2NKTm4">https://youtu.be/dPZTh2NKTm4</a> (Video 1:23)
2	9.40am-10.30am	Creative Commons Licenses and Remixing index	Group presentations on OER identified and peer feedback Open Discussion: Significance of Creative Commons Licenses to engage in 5R activities – Retain, Reuse, Revise, Remix, Redistribute	Adapting and Creating OER (Animation 3:32 <a href="https://www.youtube.com/watch?v=bg5R1ZnHlgo&amp;list=PLkgf3F2zyuJSEJozT2Dr2uf5XytEtqH8A&amp;index">https://www.youtube.com/watch?v=bg5R1ZnHlgo&amp;list=PLkgf3F2zyuJSEJozT2Dr2uf5XytEtqH8A&amp;index</a> Remixing OER <a href="https://help.oercommons.org/support/solutions/articles/42000046860-remix-a-resource">https://help.oercommons.org/support/solutions/articles/42000046860-remix-a-resource</a> <a href="https://www.oercommons.org/authoring/4460-creating-a-remix-on-oer-commons/view">https://www.oercommons.org/authoring/4460-creating-a-remix-on-oer-commons/view</a> <a href="https://www.open.edu/openlearncreate/mod/oucontent/view.php?id=82520&amp;section=2">https://www.open.edu/openlearncreate/mod/oucontent/view.php?id=82520&amp;section=2</a> <a href="https://guides.library.illinois.edu/c.php?g=246992&amp;p=164673">https://guides.library.illinois.edu/c.php?g=246992&amp;p=164673</a> <a href="https://wikieducator.org/course/OCL4Ed/Pathways/Creative_Commons/Remix_game/">https://wikieducator.org/course/OCL4Ed/Pathways/Creative_Commons/Remix_game/</a>
3	10.30am-11.30am	Creative Commons Licenses and Remixing index	Presentation –Remixing and Creating OER <b>Group Activity:</b> <ul style="list-style-type: none"> <li>•Search and find 2-3 appropriate OER which you can re-purpose to be used in a lesson.</li> <li>•Check the compatibility of their licenses for re-mixing.</li> <li>•Create a new OER by revising/remixing the selected OER, giving proper attribution.</li> <li>•Publish the newly created OER with the appropriate CC license.</li> <li>•Share created OER in PADLET. <a href="https://padlet.com/spkar/ehfk8brl686u74ah">[https://padlet.com/spkar/ehfk8brl686u74ah]</a></li> </ul> <b>*Follow-up Activities for 27-30 Aug. Complete COL's Online Course on "Understanding OER" and earn a Certificate</b>	Creating OER and Combining Licenses Part 1 (Video 4:47) <a href="https://www.youtube.com/watch?v=0LxD7xAcY3k">https://www.youtube.com/watch?v=0LxD7xAcY3k</a> Creating OER and combining licenses - Part 2 (Video 4:57) <a href="https://www.youtube.com/watch?v=y6RR29O4Rlo">https://www.youtube.com/watch?v=y6RR29O4Rlo</a> Combining CC licenses – Compatibility <a href="https://pressbooks.bccampus.ca/facultyoertoolkit/chapter/combining-cc-licenses">https://pressbooks.bccampus.ca/facultyoertoolkit/chapter/combining-cc-licenses</a> <a href="https://creativecommons.org/share-your-work/licensing-considerations/compatible-licenses/">https://creativecommons.org/share-your-work/licensing-considerations/compatible-licenses/</a> <a href="https://wiki.creativecommons.org/wiki/Wiki/cc_license_compatibility">https://wiki.creativecommons.org/wiki/Wiki/cc_license_compatibility</a> <a href="https://commons.wikimedia.org/wiki/File:CC_License_Compatibility_Chart.png">https://commons.wikimedia.org/wiki/File:CC_License_Compatibility_Chart.png</a> <a href="https://www.oerafrica.org/FTPFolder/Website%20Materials/UnderstandingOER/licwiz/english.html">https://www.oerafrica.org/FTPFolder/Website%20Materials/UnderstandingOER/licwiz/english.html</a> Best practices for Attribution <a href="https://wiki.creativecommons.org/wiki/Best_practices_for_attribution">https://wiki.creativecommons.org/wiki/Best_practices_for_attribution</a> Made with Creative Commons (e-Book) <a href="https://d15omoko64skxi.cloudfront.net/wp-content/uploads/2017/04/made-with-cc.pdf">https://d15omoko64skxi.cloudfront.net/wp-content/uploads/2017/04/made-with-cc.pdf</a> <a href="https://www.oerafrica.org/FTPFolder/Website%20Materials/UnderstandingOER/licwiz/english.html">Understanding Open Educational Resources - COL's Online Course</a> <a href="https://learnoer.col.org/">https://learnoer.col.org/</a>

## Detailed Programme Schedule – Day 3

## Adoption of Open Educational Resources (OER) – CEMCA/NLU: Capacity Development Workshop - Detailed Programme Schedule - DAY 3

Day 3: 31 August 2021				
	Time	Session	Detailed Activities	Resources
1	9.30 - 9.40am	Recapitulation	Reflect on WS-Day 2 Follow-up activities	Best practices for Attribution <a href="https://wiki.creativecommons.org/wiki/Best_practices_for_attribution">https://wiki.creativecommons.org/wiki/Best_practices_for_attribution</a> An OER Adoption Framework (Cox & Trotter, 2017) <a href="https://doi.org/10.5944/openpraxis.9.2.571">https://doi.org/10.5944/openpraxis.9.2.571</a>
2	9.40 - 10.30am	Searching, Creating, Curating OER. Attributing OER	Open Discussion: Searching, creating OER; Attributing OER Curating OER;	Curating OER <a href="https://open.library.okstate.edu/applicationsofeducationaltechnology/chapter/chapter-7/">https://open.library.okstate.edu/applicationsofeducationaltechnology/chapter/chapter-7/</a> <a href="https://tlp-lpa.ca/oer-toolkit/finding-curating">https://tlp-lpa.ca/oer-toolkit/finding-curating</a> <a href="https://www.open.edu/openlearncreate/mod/oucontent/view.php?id=82521&amp;section=5">https://www.open.edu/openlearncreate/mod/oucontent/view.php?id=82521&amp;section=5</a> <a href="https://www.oercommons.org/curated-collections">https://www.oercommons.org/curated-collections</a> <a href="https://www.oercommons.org/courseware/lesson/11007/overview">https://www.oercommons.org/courseware/lesson/11007/overview</a>
3	10.30- 11.15am	Integrating OER for content development Quality Assurance of OER	Presentation: Integrating OER in educational practice QA guidelines for OER - TIPS Framework	OER – From Practice to Culture <a href="https://iabeywardena.com/2018/03/05/oer-from-practice-to-culture/">https://iabeywardena.com/2018/03/05/oer-from-practice-to-culture/</a> OER: Making the Transition (Video 6:12) <a href="https://youtu.be/TWGmgTpHxnA">https://youtu.be/TWGmgTpHxnA</a> OEPGateway@OUSL <a href="https://oepousl.wordpress.com/">https://oepousl.wordpress.com/</a> <a href="http://www.ou.ac.lk/home/images/OUSL/publications/intergratingOERinEducationalPractice.pdf">http://www.ou.ac.lk/home/images/OUSL/publications/intergratingOERinEducationalPractice.pdf</a> <a href="http://www.ou.ac.lk/home/images/OUSL/publications/Dreamweaving%20Open%20Educational%20Practices.pdf">http://www.ou.ac.lk/home/images/OUSL/publications/Dreamweaving%20Open%20Educational%20Practices.pdf</a> <a href="https://www.ou.ac.lk/home/images/Faculty_and_institute/Edu/Pathways_to_OEP_eBook.pdf">https://www.ou.ac.lk/home/images/Faculty_and_institute/Edu/Pathways_to_OEP_eBook.pdf</a> Quality assurance guidelines for OER: TIPS Framework (COL) <a href="http://dspace.col.org/bitstream/handle/11599/562/TIPSFramework_Version%202%5B1%5D%20Copy.pdf?sequence=1&amp;isAllowed=y">http://dspace.col.org/bitstream/handle/11599/562/TIPSFramework_Version%202%5B1%5D%20Copy.pdf?sequence=1&amp;isAllowed=y</a> <a href="https://citeseerx.ist.psu.edu/viewdoc/download?doi=10.1.1.1031.8485&amp;rep=rep1&amp;type=pdf">https://citeseerx.ist.psu.edu/viewdoc/download?doi=10.1.1.1031.8485&amp;rep=rep1&amp;type=pdf</a>
1 2	11.15 - 11.30am	Closing and Way Forward		Conclusion.

# Learning Management System (LMS) of NLUD – TCSiON Learning Exchange Platform



Help Documents of TCSiON LMS of NLU

The help documents are organized into a grid of nine panels, each containing a screenshot of the TCSiON LMS interface with overlaid text instructions. The panels are labeled 'Confidential' at the bottom right.

- Top Left Panel:** Introduction to the Digital Learning platform, login to LMS, and instructions for user login.
- Top Middle Panel:** Steps to define the structure of a syllabus, including adding sessions and sub-headings.
- Top Right Panel:** Steps after setting syllabus details, including setting content visibility and adding content.
- Middle Left Panel:** Screenshot of the LMS interface showing course details and management options.
- Middle Middle Panel:** Steps to add content items like PDFs or images to the syllabus.
- Middle Right Panel:** Screenshot of the LMS interface showing course content and scheduling options.
- Bottom Left Panel:** Instructions for creating a course batch, including setting batch name and homepage.
- Bottom Middle Panel:** Steps to create a course content, including selecting content type and adding content items.
- Bottom Right Panel:** Steps to add staff members and students to a course batch.

CEMCA-NLU OER Capacity Building Programme- Home Page in the LMS of NLUD –

**National Law University**  
Digital Learning

Home » Course » CEMCA\_NLU\_OER Capacity Building Programme August 2021

**Course content is now available at your convenience participate and learn to enhance your skills**

Be an active part of this course

## CEMCA\_NLU\_OER Capacity Building Programme August 2021

Course Batch

**Objectives of the Workshop**  
The objective of the activity will be to conduct an online programme which will lead to the awareness regarding OER to faculty of NLUD, to provide direction in the use of OER to increase access to and support quality teaching and learning in their education system.

**Specific Objectives will be**

- Describe the journey from Open Access to Open Educational Resources
- Identify OER using creative common licenses
- Search and use OER for teaching and learning
- Create OER using OER through revise, remix method
- Complete COL's 2hrs MOOC on OER and earn a Certificate

[Read less](#)

Regular Course | August 24 2021 - September 11 2021

---

**National Law University**  
Digital Learning

**ABOUT COURSE** | TABLE OF CONTENT | DISCUSSIONS

**Summary**  
Adoption of Open Educational Resources (OER) in National Law University Delhi: A Capacity Building Programme

**Description**  
**Objectives of the Workshop**  
The objective of the activity will be to conduct an online programme which will lead to the awareness regarding OER to faculty of NLUD, to provide direction in the use of OER to increase access to and support quality teaching and learning in their education system.

**Specific Objectives will be**

- Describe the journey from Open Access to Open Educational Resources
- Identify OER using creative common licenses
- Search and use OER for teaching and learning
- Create OER using OER through revise, remix method
- Complete COL's 2hrs MOOC on OER and earn a Certificate

**COURSE ADMINS**

- NLU\_Admin Moderator
- Prof\_Shironica\_P\_Karunanayaka Administrator

**45 MEMBERS** | [VIEW ALL](#)

- NLU Ad...
- Prof. Sh...
- Anup S...
- Jasper
- Arul Sc...
- Danial ...
- aprajita
- ankita

[Invite Users](#)



CEMCA-NLU OER Capacity Building Programme - Registered Participants in the LMS

The screenshot displays the 'Members (45)' page in the LMS. The page title is 'CEMCA\_NLU\_OER Capacity Building Programme August 2021'. A search bar is located at the top of the member list. The members are listed in a grid format, each with a circular profile picture and their name. Below the grid, there are pagination controls showing '1 2 3' and 'Displaying Users 1 - 15 Of 45 in Total'. The list continues with another grid and pagination showing '1 2 3' and 'Displaying Users 16 - 30 Of 45 in Total'. A third grid and pagination are visible at the bottom, showing '1 2 3' and 'Displaying Users 31 - 45 Of 45 in Total'.

Name	Role	Member Since
Mr. Suryaprakash Misra	Course Participant User	Member Since 24 Aug 2021
S. Sachidhanandam	Course Participant User	Member Since 24 Aug 2021
Jeet Singh Mann	Course Participant User	Member Since 24 Aug 2021
Aniruddha Jairam	Course Participant User	Member Since 24 Aug 2021
Anil	Course Participant User	Member Since 24 Aug 2021
Vice	Course Participant User	Member Since 24 Aug 2021
Ms. Monika Negi	Course Participant User	Member Since 24 Aug 2021
Neeraj	Course Participant User	Member Since 24 Aug 2021
Ms. Preeti Lakhera	Course Participant User	Member Since 24 Aug 2021
Mr Niraj	Course Participant User	Member Since 24 Aug 2021
Ritu Gupta	Course Participant User	Member Since 24 Aug 2021
Prem	Course Participant User	Member Since 24 Aug 2021
Samar Iqbal Bakhtshi	Course Participant User	Member Since 24 Aug 2021
Priya Rai	Course Participant User	Member Since 24 Aug 2021
Sophy KJ	Course Participant User	Member Since 24 Aug 2021
Vishal Mahalwar	Course Participant User	Member Since 24 Aug 2021
Sarita Sangwan	Course Participant User	Member Since 24 Aug 2021
Ritu Sharma	Course Participant User	Member Since 24 Aug 2021
Vinod Kumar	Course Participant User	Member Since 24 Aug 2021
Mukul Raizada	Course Participant User	Member Since 24 Aug 2021
Sushila	Course Participant User	Member Since 24 Aug 2021
Risham Garg	Course Participant User	Member Since 24 Aug 2021
Ruhi Paul	Course Participant User	Member Since 24 Aug 2021
Prof. (Dr.) Prasannanshu	Course Participant User	Member Since 24 Aug 2021
Srikrishna rao	Course Participant User	Member Since 24 Aug 2021
ankita	Course Participant User	Member Since 24 Aug 2021
aprajita	Course Participant User	Member Since 24 Aug 2021
Danial Mathew	Course Participant User	Member Since 24 Aug 2021
Arul Scaria	Course Participant User	Member Since 24 Aug 2021
Jasper	Course Participant User	Member Since 24 Aug 2021
Anup Surendranath	Course Participant User	Member Since 24 Aug 2021
Ms. Anupama Goel	Course Participant User	Member Since 24 Aug 2021
Ms. Bharti Yadav	Course Participant User	Member Since 24 Aug 2021
Syed Ahmad	Course Participant User	Member Since 24 Aug 2021
Bharti	Course Participant User	Member Since 24 Aug 2021
Maheshwar Singh	Course Participant User	Member Since 24 Aug 2021
Harpreet Kaur	Course Participant User	Member Since 24 Aug 2021
Akash	Course Participant User	Member Since 24 Aug 2021
Amrita Punj	Course Participant User	Member Since 24 Aug 2021
Anju Tyagi	Course Participant User	Member Since 24 Aug 2021
Yogesh pai	Course Participant User	Member Since 21 Aug 2021
Prof. Shironica P Karunan...	Course Administrator / Course Mo...	Member Since 20 Aug 2021
Dr. Manas Ranjan Panigrahi	Course Admin User	Member Since 20 Aug 2021
NLU Admin	Course Administrator / Course Mo...	Member Since 20 Aug 2021
Org	Course Participant User	Member Since 20 Aug 2021

## CEMCA-NLU OER Capacity Building Programme– Syllabus in the LMS

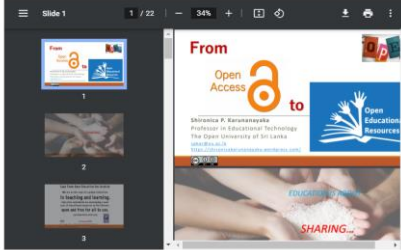
National Law University  
Digital Learning

Syllabus Content Delivery Control CEMCA\_NLU\_OER CAPACITY BUILDING PROGRAMME AUGUST 2021

Save Select All Create Syllabus in Bulk Define Levels Add Unit

- ↕  Topic - 1 - Understanding OER
- ↕  Sub-topic - 1.1 - From Open Access to OER
- ↕  Sub-topic - 1.2 - Significance of the concept of OER
- ↕  Topic - 2 - Copyrights and Open Licenses
- ↕  Sub-topic - 2.1 - Creative Commons licenses and SRs of OER
- ↕  Sub-topic - 2.2 - Searching and finding OER
- ↕  Topic - 3 - Creative Commons Licenses and Remixing index
- ↕  Sub-topic - 3.1 - Significance of Creative Commons Licenses to engage in SR activities
- ↕  Sub-topic - 3.2 - Create OER through revising and remixing
- ↕  Topic - 4 - Searching, Creating, Curating OER and Attributing OER
- ↕  Sub-topic - 4.1 - Searching, creating, and curating OER
- ↕  Sub-topic - 4.2 - Attributing OER
- ↕  Topic - 5 - Integrating OER for content development
- ↕  Sub-topic - 5.1 - Integrating OER in educational practice
- ↕  Sub-topic - 5.2 - OER-integrated course design and development
- ↕  Topic - 6 - Quality Assurance of OER
- ↕  Sub-topic - 6.1 - Quality assurance guidelines for OER
- ↕  Sub-topic - 6.2 - The TIPS Quality Assurance Framework for Creating OER

CEMCA-NLU OER Capacity Building Programme – Content in the LMS

<p><b>National Law University</b> Digital Learning</p> <p>Syllabus Content Delivery Control CEMCA_NLU_OER CAPAC</p> <p>Select All</p>	<p>Topic 1 Understanding OER</p> <p>Sub-topic 1.1 From Open Access to OER</p> <p>From Open Access to OER</p> 
<ul style="list-style-type: none"> <li><input type="checkbox"/> Topic- 1. Understanding OER</li> <li><input type="checkbox"/> Sub-topic- 1.1. From Open Access to OER</li> <li><input type="checkbox"/> Sub-topic- 1.2. Significance of the concept of OER</li> <li><input type="checkbox"/> Topic- 2. Copyrights and Open Licenses</li> <li><input type="checkbox"/> Sub-topic- 2.1. Creative Commons licenses and SRs of OER</li> <li><input type="checkbox"/> Sub-topic- 2.2. Searching and finding OER</li> <li><input type="checkbox"/> Topic- 3. Creative Commons Licenses and Remixing index</li> <li><input type="checkbox"/> Sub-topic- 3.1. Significance of Creative Commons Licenses to engage in SR activities</li> <li><input type="checkbox"/> Sub-topic- 3.2. Create OER through revising and remixing</li> <li><input type="checkbox"/> Topic- 4. Searching, Creating, Curating OER and Attributing OER</li> <li><input type="checkbox"/> Sub-topic- 4.1. Searching, creating, and curating OER</li> <li><input type="checkbox"/> Sub-topic- 4.2. Attributing OER</li> <li><input type="checkbox"/> Topic- 5. Integrating OER for content development</li> <li><input type="checkbox"/> Sub-topic- 5.1. Integrating OER in educational practice</li> <li><input type="checkbox"/> Sub-topic- 5.2. OER-Integrated course design and development</li> <li><input type="checkbox"/> Topic- 6. Quality Assurance of OER</li> <li><input type="checkbox"/> Sub-topic- 6.1. Quality assurance guidelines for OER</li> <li><input type="checkbox"/> Sub-topic- 6.2. The TIPS Quality Assurance Framework for Creating OER</li> </ul>	<p>Sub-topic- 3.2. Create OER through revising and remixing</p> <p><b>Create OER through revising and remixing</b></p> <p><b>Remixing OER</b></p> <p><a href="https://help.oercommons.org/support/solutions/articles/4200046860-remix-a-resource">https://help.oercommons.org/support/solutions/articles/4200046860-remix-a-resource</a>  <a href="https://www.oercommons.org/authoring/4460-creating-a-remix-on-oer-commons/view">https://www.oercommons.org/authoring/4460-creating-a-remix-on-oer-commons/view</a>  <a href="https://www.open.edu/openlearncreate/mod/oucontent/view.php?id=82520&amp;ion=2">https://www.open.edu/openlearncreate/mod/oucontent/view.php?id=82520&amp;ion=2</a>  <a href="https://guides.library.illinois.edu/c.php?g=246992&amp;e=164673">https://guides.library.illinois.edu/c.php?g=246992&amp;e=164673</a></p> <p><b>CC Remix Game</b></p> <p><a href="https://wikieducator.org/course/OCL4Ed/Pathways/Creative_Commons/Remix_game/">https://wikieducator.org/course/OCL4Ed/Pathways/Creative_Commons/Remix_game/</a></p> <p><b>Combining CC licenses – Compatibility</b></p> <p><a href="https://oressbooks.bccampus.ca/facultyoer toolkit/chapter/combining-cc-licenses">https://oressbooks.bccampus.ca/facultyoer toolkit/chapter/combining-cc-licenses</a>  <a href="https://creativecommons.org/share-your-work/licensing-considerations/compatible-licenses/">https://creativecommons.org/share-your-work/licensing-considerations/compatible-licenses/</a>  <a href="https://wiki.creativecommons.org/wiki/Wiki/CC_license_compatibility">https://wiki.creativecommons.org/wiki/Wiki/CC_license_compatibility</a>  <a href="https://commons.wikimedia.org/wiki/File:CC_license_Compatibility_Chart.png">https://commons.wikimedia.org/wiki/File:CC_license_Compatibility_Chart.png</a>  <a href="https://www.oerafrica.org/FTPFolder/Website%20Materials/UnderstandingOER/lcqivz/english.html">https://www.oerafrica.org/FTPFolder/Website%20Materials/UnderstandingOER/lcqivz/english.html</a></p>
	<p>Sub-topic- 3.1. Significance of Creative Commons Licenses to engage in SR activities</p> <p><b>Significance of Creative Commons Licenses to engage in SR activities</b></p> <p><b>Adapting and Creating OER (Animation 3:32)</b></p> <p><a href="https://www.youtube.com/watch?v=bq5R1ZnHJg&amp;list=PLkgf3F2zvU5EJorT2Dr2u5XvtEtoH8A&amp;index">https://www.youtube.com/watch?v=bq5R1ZnHJg&amp;list=PLkgf3F2zvU5EJorT2Dr2u5XvtEtoH8A&amp;index</a></p> <p><b>Creating OER and Combining Licenses Part 1 (Video 4:47)</b></p> <p><a href="https://www.youtube.com/watch?v=0Lx07xAcY3k">https://www.youtube.com/watch?v=0Lx07xAcY3k</a></p> <p><b>Creating OER and combining licenses - Part 2 (Video 4:57)</b></p> <p><a href="https://www.youtube.com/watch?v=v6RR29O4RlQ">https://www.youtube.com/watch?v=v6RR29O4RlQ</a></p>

## CEMCA-NLU OER Capacity Building Programme— Activities/Assignments in the LMS

Topic\*

Pre-Session Activities

Description of the Activity\*

Source Markdown

Styles Format Font Size **B** *I* U

**Pre-Session Activities**

1. Watch the video: Why Open Education Matters (Video 2:13) <https://vimeo.com/43401199>
2. Attempt the Copyright-taster QUIZ: <https://course.oeru.org/oerdsc/copyright-and-licensing/copyright/introduction/>
3. "Openness in Education" What does it mean to you? Share your ideas in PADLET.

PADLET Link <https://padlet.com/spkar/ehfk8brl686u74ah>

Topic\*

Follow-up Activity - SEARCH AND FIND OER

Description of the Activity\*

Source Markdown

Styles Normal Font Size **B** *I* U

Search and find at least 5 OER appropriate to be used in a course you are teaching, and share them in the LMS, with a brief description about the OERs, and their CC licenses. Provide the weblinks (URL) of the OER.

- Title of OER
- Media Type
- CC License
- Brief description about the OER
- Relevant course/subject/topic
- URL

**RESOURCES**

Finding OER taster <https://course.oeru.org/oerdsc/digital-skill-challenges/finding-oer/finding-oer-taster/> (Webpage)

Searching OER Efficiently (Video 8:30)

<https://www.youtube.com/watch?v=kHJybBTIOkI&t=16s>

CC Search <https://search.creativecommons.org/>

Topic \*

Revise Remix and Create OER

Description of the Activity \*

Source Markdown Σ

Styles Normal Font Size B I U

**Activity:**

- Search and find 2-3 appropriate OER which you can re-purpose to be used in a lesson.
- Check the compatibility of their licenses for re-mixing.
- Create a new OER by revising/remixing the selected OER, giving proper attribution.
- Publish the newly created OER with the appropriate CC license.
- Share the newly created OER.

**RESOURCES:**

**Combining CC licenses – Compatibility**

<https://pressbooks.bccampus.ca/facultyoertoolkit/chapter/combining-cc-licenses>

<https://creativecommons.org/share-your-work/licensing-considerations/compatible-licenses/>

[https://wiki.creativecommons.org/wiki/Wiki/cc\\_license\\_compatibility](https://wiki.creativecommons.org/wiki/Wiki/cc_license_compatibility)

Topic \*

Follow-up Activity - during 28-30 August

Description of the Activity \*

Source Markdown Σ

Styles Format Font Size B I U

**Follow-up Activity (during 28-30 August)**

Complete the following online course (2 hours) and earn a Certificate.  
Understanding Open Educational Resources - (Commonwealth of Learning)  
<https://learnoer.col.org/>

**Please upload a capture of your CERTIFICATE!**

Workshop Activities in the PADLET

epkar + 8 • 4h  
Understanding OER

**PRE-ACTIVITY:**  
"Openness in Education"  
What does it mean to you? Share your ideas!

+ Add comment

Anonymous dd  
Education Is Sharing- Public obligation of Teachers to share

+ Add comment

Anonymous dd  
Openness in Education is to make available the educational sources free for all and can be accessed at any point of time.

+ Add comment

Anonymous dd  
Reuse—use the original or your new version of the OER in a wide range of contexts.


+ Add comment

Anonymous dd

**Day 1 - Activity:**  
Searching & Finding OER

+ Add comment


Anonymous dd  
CC-BY-NC-SA  
<https://opencasebook.org/casebooks/75099-copyrightx-nlud-2020/>



opencasebook.org  
CopyrightX - NLUD (2021) | H2O

+ Add comment

Anonymous dd  
<https://opencasebook.org/casebooks/66-comparative-patent-law/>




opencasebook.org  
Comparative Patent Law | H2O

+ Add comment

**Day 2 - Activity:**  
Creating & Sharing OER

+ Add comment

Anonymous dd  
<https://www.merlot.org/merlot/viewMaterial.htm?id=772744010>




merlot.org  
Introduction to Philosophy: Ethics

+ Add comment

Anonymous dd  
introduction to law CC BY

+ Add comment

Anonymous dd  
<https://www.oercommons.org/authoring/55534-introduction-to-law>




oercommons.org  
Introduction to Law

+ Add comment

**Day 3 - Activity:**  
Integrating OER

+ Add comment


Anonymous dd  
<https://www.oercommons.org/courses/cleanbib-measure-gender-bias-in-your-citations>



oercommons.org  
cleanBib - measure gender bias in your citations

+ Add comment

Anonymous dd  
<https://open.umn.edu/opentextbooks/textbooks/641>



open.umn.edu  
The Story of Contract Law: Implementing the Bargain - Open Textbook Library

+ Add comment

Presentation Slides (1) - Day 1


### UNESCO Recommendation on OER - 2019

The UNESCO Recommendation on OER, adopted in November 2019, supports the creation, use and adaptation of inclusive and quality OER, and facilitates international cooperation in this field. It outlines five areas of action:

- Building the capacity of stakeholders to create, access, re-use, adapt and redistribute OER;
- Developing supportive policy for OER;
- Encouraging inclusive and equitable quality OER;
- Nurturing the creation of sustainability models for OER; and
- Promoting and reinforcing international cooperation in OER.

<https://www.unesco.org/en/unesco-recommendation-on-open-educational-resources-2019>

13

### Key (Open) Properties of OER

The content is:

- **openly available.**
  - It can readily be found or discovered.
- **openly accessible.**
  - It is in a form which others can take it away.
- **openly reusable.**
  - The user can easily modify it and is allowed under the license to do certain things with it without having to ask the creator's permission first.

14

### A Shared Culture...



Watch a [Video](https://www.youtube.com/watch?v=8Pp0G1p3U3c)

<https://www.youtube.com/watch?v=8Pp0G1p3U3c>

19

### Opening Up...



Access OER Practices OEP

20

### The 5R Permissions of OER

Retain	• Make and own copies
Reuse	• Use in a wide range of ways
Revise	• Adapt, modify, and improve
Remix	• Combine two or more
Redistribute	• Share with others

15

### Open Licensing



CC creative commons

CC Licenses

- BY Attribution: Credit the original creator
- SA Share Alike: Share derivative works under an identical license
- NC Non-Commercial: Commercial use only
- ND No Derivatives: Modification only, no derivative works

16



the future is open

21



T, H, A, N, K, Y, O, U

22

### Global OER Initiatives



Global OER Initiatives: OER Commons, MERLOT, Khan Academy, Curriki, OER Africa, Saylor.org, OpenLearn, Wikimedia Commons, fliplr, Boundless, TESSA, SIYAVULA, Khan Academy, Curriki, OER Africa.

17

### OER



Empower teachers and learners to become more creative and innovative in their educational practices...

OEP

18



Presentation Slides (2) - Day 1

**creative commons Licenses**  
&  
**5Rs of**

Shironica P. Karunanayaka  
Professor in Educational Technology  
The Open University of Sri Lanka

1

All rights reserved. No part of this publication may be reproduced, stored in a retrieval system, or transmitted in any form or by any means, electronic, mechanical, photocopying, recording, or by any information storage and retrieval system, without the prior written permission of the publisher.

All rights reserved. No part of this publication may be reproduced, stored in a retrieval system, or transmitted in any form or by any means, electronic, mechanical, photocopying, recording, or by any information storage and retrieval system, without the prior written permission of the publisher.

All rights reserved. No part of this publication may be reproduced, stored in a retrieval system, or transmitted in any form or by any means, electronic, mechanical, photocopying, recording, or by any information storage and retrieval system, without the prior written permission of the publisher.

2

**Creative Commons License Spectrum**

<https://creativecommons.org/>

7

**The 5R Permissions of OER**

<b>Retain</b>	• Make and own copies
<b>Reuse</b>	• Use in a wide range of ways
<b>Revise</b>	• Adapt, modify, and improve
<b>Remix</b>	• Combine two or more
<b>Redistribute</b>	• Share with others

**5Rs of OER – Infographic** (cc) by

8

3

**Open Licensing**

**CC Licenses**

- BY** Attribution: Credit the original creator
- SA** Share Alike: Share derivative works under the identical license
- NC** Non-Commercial: Commercial purposes only
- ND** No Derivatives: Distribution only, no derivative works

**some rights reserved**

4

**SEARCHING & FINDING OER**

**Searching for OER – Creative Commons**  
[https://creativecommons.org/about/program\\_areas/education\\_oe/education\\_oer\\_resources/](https://creativecommons.org/about/program_areas/education_oe/education_oer_resources/)

**Searching and Finding OER - VIDEO**  
<https://www.youtube.com/watch?v=HhY2ETJ0Kltd-P&list=PLvTDFzvu5tB-cfT3DvZufoxy9E-toH6-A&index=20>

9

**GROUP ACTIVITY - (30 mins)**

- Search and find 3 different media types of OER with CC licenses.
- Share the identified OER in PADLET.

Link: <https://padlet.com/sepkar/lehfvjkyr688u74gn>

CC Search: <https://search.creativecommons.org/>  
Finding Images: <https://www.flickr.com/photos/creativecommons/>  
Finding Videos: <https://www.youtube.com/watch?v=HhY2ETJ0Kltd-P>  
Curated Collections: <https://www.researchgate.net/publication/311111111>  
GOOGLE Advanced Search: [https://www.google.com/advanced\\_search](https://www.google.com/advanced_search)

10

**creative commons**

Let's watch a Video!  
<https://www.youtube.com/watch?v=HhY2ETJ0Kltd-P>

5

**Creative Commons License Types**

<https://creativecommons.org/licenses/>

6

11



Presentation Slides - Day 3

### Integrating Open Educational Resources in Educational Practice

Silwanika P. Karunanayaka  
Professor in Educational Technology  
The Open University of Sri Lanka

### Adopting OER

- ✓ Understanding OER
- ✓ Searching and Finding OER
- ✓ Reusing, Revising, Remixing and Creating OER
- ✓ Attributing OER
- ✓ Curating OER
- ✓ Quality Assurance of OER
- ✓ Integrating OER in Educational Practice

### OER PRACTICE TO CULTURE

### OUSL- OER/OEP INITIATIVES

OUSL OER POLICY  
The Open University of Sri Lanka (2020). *Open Educational Resources (OER) Policy-Version 2.0*.  
<https://www.ousl.lk/~/media/ousl/2020/07/2020-07-20-ousl-oer-policy-version-2.0.pdf>

OUSL-OER REPOSITORY  
<https://www.ousl.lk/~/media/ousl/2020/07/2020-07-20-ousl-oer-repository.pdf>

OEP Gateway@OUSL  
<https://www.ousl.lk/~/media/ousl/2020/07/2020-07-20-ousl-oep-gateway.pdf>

### OER Adoption Pyramid

### Curating OER

Collecting vs. Curating OER

- Collecting: OER is saving resources for our own use by bookmarking them in a browser to be able to visit them later.
- Curating is thinking critically about resources, considering how they can be used in a specific context and purposefully sharing them with others.
- Rather than merely collecting content on a specific subject, strong curation involves carefully selecting content and evaluating it for a specific purpose.
- Search - assess keywords and material types.
- Evaluate - assess quality, user permissions and accessibility.
- Share - purposefully.

### FOLLOW-UP ACTMITY

1. Search, evaluate and identify appropriate OER which you can reuse/re-purpose to be used in your teaching, or create your own OER.
2. Curate OER under different subject categories.
3. Work towards creating an Institutional OER Repository!

### Concluding thoughts...

- The notion of OER is an innovation in the teaching-learning process.
- OER make a significant contribution in education by making educational resources easily available, thus contributing to transparency and improvement of quality in education systems (UNESCO, 2002).
- OER can forcefully play the role of nourishing the participatory culture of learning, creating, sharing and cooperation, that is needed by rapidly changing knowledge societies (Cape Town Declaration 2008).

### Differences between collecting and curating resources arranged by criteria

Criteria	Collecting	Curating
Thinking Level	Identify	Critical Thinking, Synthesize, Evaluate
Purpose	Linked with formal lesson	"Open-ended", flexible, forthcoming, expanding, constantly in flux & under development
Organization	Thematic	Thematic AND Contextual, "Real World" use & analysis, "Big Ideas"
Value	More personal interest, hard to attribute, quality matters	Meet a learning goal, open to critique AND other learners, thorough evaluation, quality matters
Audience	Not necessarily named	Assigned, credited, published, available to the general public for comment and discussion

### QA Guidelines for OER

#### TIPS Framework (COL)

<https://www.ousl.lk/~/media/ousl/2020/07/2020-07-20-ousl-oer-tips-framework.pdf>

### OER

Empowers teachers and learners to become more creative and innovative in their educational practices...

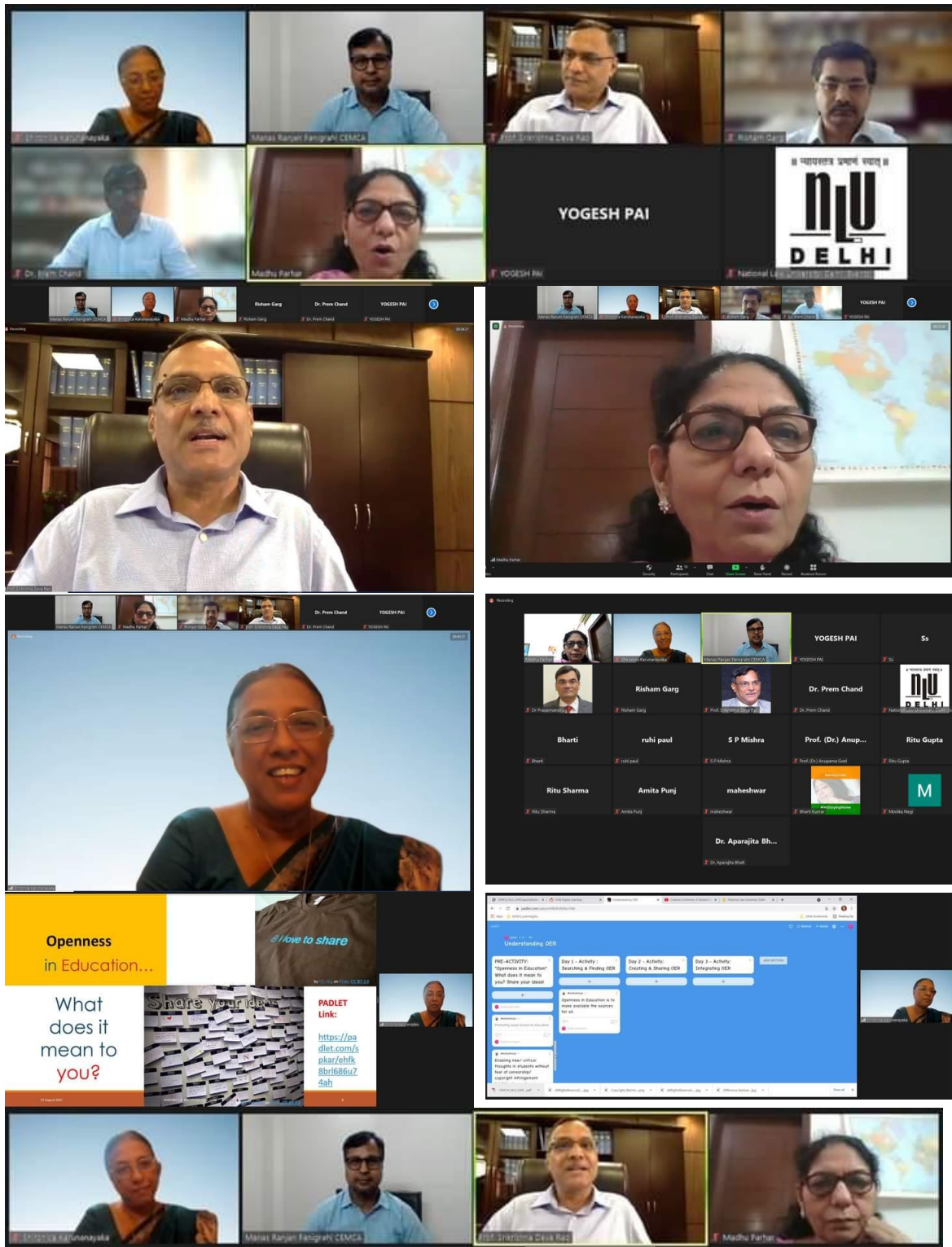
→ OEP

### Challenge: Implementing OEP

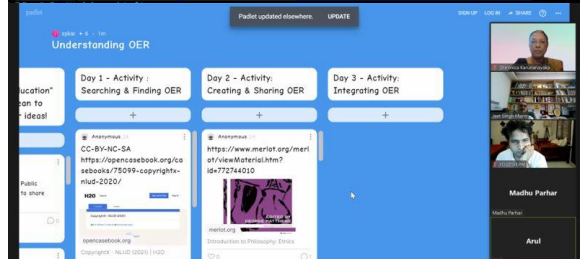
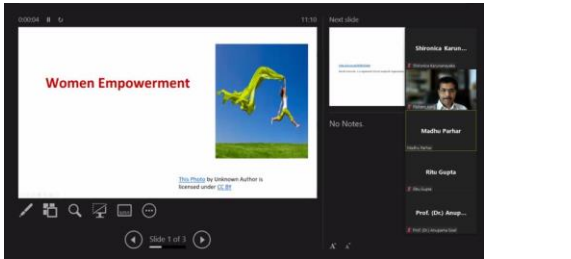
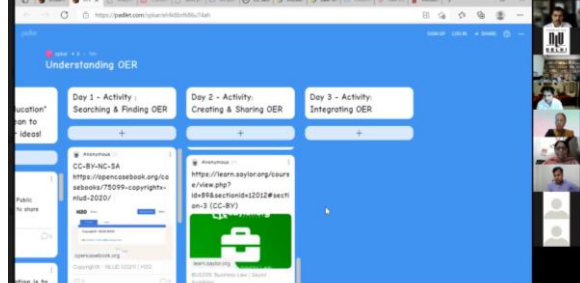
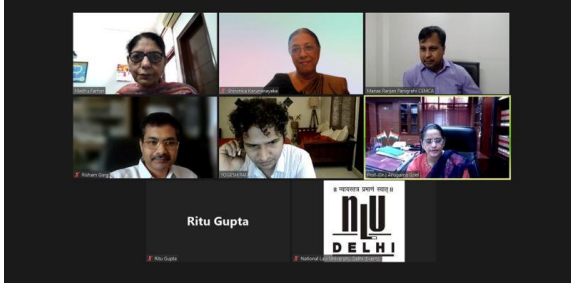

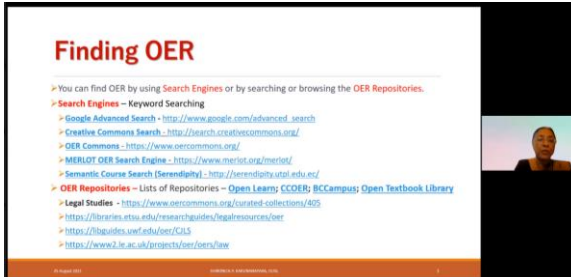

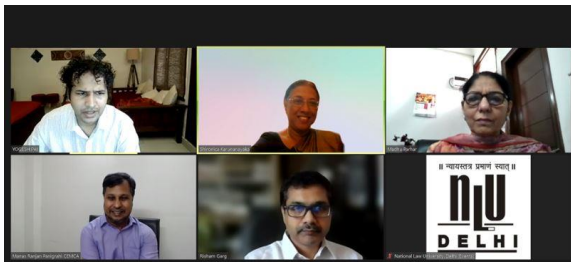
- Implementing OEP in such a way to promote a culture of collaborative practices essentially requires a "change" in practitioners' mindsets towards a more open, participatory, creative and a sharing culture.

"Change is a journey, not a blueprint"  
(T. Brink, 1992)

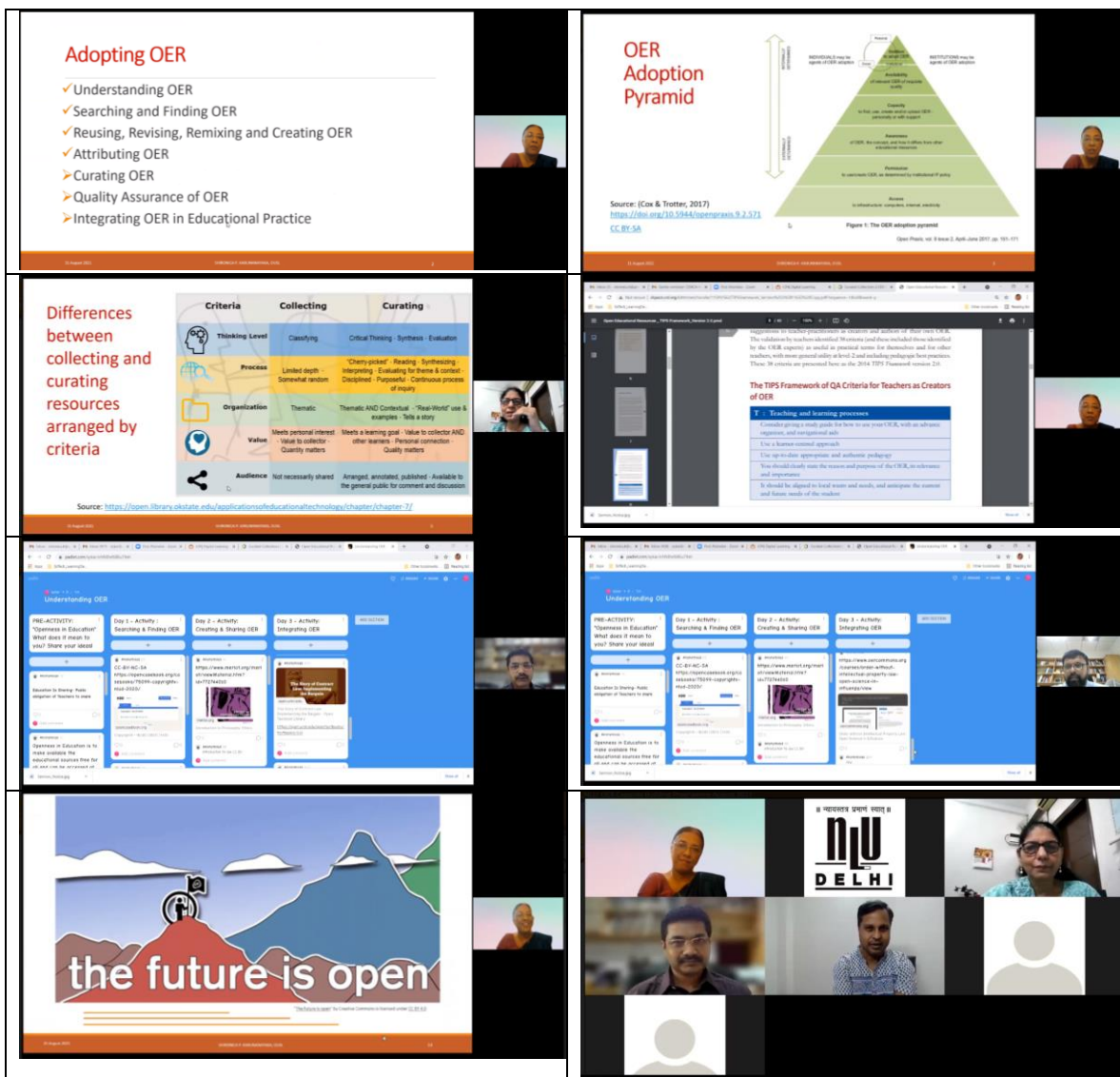
Workshop Photographs – Day 1



Workshop Photographs – Day 2



Workshop Photographs – Day 3



## List of Participants at the Workshops

S. No.	Name	EMail	Organisation
1	Arul George Scaria	<a href="mailto:arul.scaria@nludelhi.ac.in">arul.scaria@nludelhi.ac.in</a>	NLU
2	Bharti Kumar	<a href="mailto:bhartikr@hotmail.com">bhartikr@hotmail.com</a>	NLU
3	Daniel Mathew	<a href="mailto:daniel.mathew@nludelhi.ac.in">daniel.mathew@nludelhi.ac.in</a>	NLU
4	Jeet Singh Mann	<a href="mailto:jsmann@nludelhi.ac.in">jsmann@nludelhi.ac.in</a>	NLU
5	Prof. (Dr.) Anupama Goel	<a href="mailto:anupama.goel@nludelhi.ac.in">anupama.goel@nludelhi.ac.in</a>	MLU
6	Prof. (Dr.) Prasannanshu	<a href="mailto:Prasannanshu@nludelhi.ac.in">Prasannanshu@nludelhi.ac.in</a>	NLU
7	Risham Garg	<a href="mailto:risham.garg@nludelhi.ac.in">risham.garg@nludelhi.ac.in</a>	NLU
8	Ritu Gupta	<a href="mailto:ritu.gupta@nludelhi.ac.in">ritu.gupta@nludelhi.ac.in</a>	NLU
9	Ruhi Paul	<a href="mailto:ruhi.paul@nludelhi.ac.in">ruhi.paul@nludelhi.ac.in</a>	NLU
10	S P Mishra	<a href="mailto:suryaprakash.misra@nludelhi.ac.in">suryaprakash.misra@nludelhi.ac.in</a>	NLU
11	YOGESH PAI	<a href="mailto:yogesh.pai@nludelhi.ac.in">yogesh.pai@nludelhi.ac.in</a>	NLU
12	Mitul Singh	<a href="mailto:sushilanlu@gmail.com">sushilanlu@gmail.com</a>	NLU
13	Dr. Prem Chand	<a href="mailto:premlaw@nludelhi.ac.in">premlaw@nludelhi.ac.in</a>	NLU
14	Amita Punj	<a href="mailto:amita.punj@nludelhi.ac.in">amita.punj@nludelhi.ac.in</a>	NLU
15	Dr. Aparajita Bhatt	<a href="mailto:aparajita.bhatt@nludelhi.ac.in">aparajita.bhatt@nludelhi.ac.in</a>	NLU
16	Monika Negi	<a href="mailto:monika.negi@nludelhi.ac.in">monika.negi@nludelhi.ac.in</a>	NLU
17	Niraj	<a href="mailto:niraj.kumar@nludelhi.ac.in">niraj.kumar@nludelhi.ac.in</a>	NLU
18	Prof. Srikrishna Deva Rao	<a href="mailto:vc@nludelhi.ac.in">vc@nludelhi.ac.in</a>	NLU
19	Shironica Karunanayaka		OUSL